


## Procedure to Upload Certificates for CET Agri. Quota Candidates

Candidate Click on the Link provided in respective Karnataka Farm Universities \ Veterinary and KEA websites ([https://pg-admission.kar.nic.in/UGCET/UG\\_Home.aspx](https://pg-admission.kar.nic.in/UGCET/UG_Home.aspx)).

The below page appears with Following tabs

Home  
Instructions  
ContactUs  
Login



**KARNATAKA CET AGRICULTURE QUOTA - 2023-24**

[Admin](#) [Home](#) [Instructions](#) [Contact Us](#) [Login](#)







**Notifications**

Candidates are informed to read the instructions carefully , keep your relevant PDF documents ready.

**Last date to upload online :DD/MM/YYYY @ 5:00 PM**

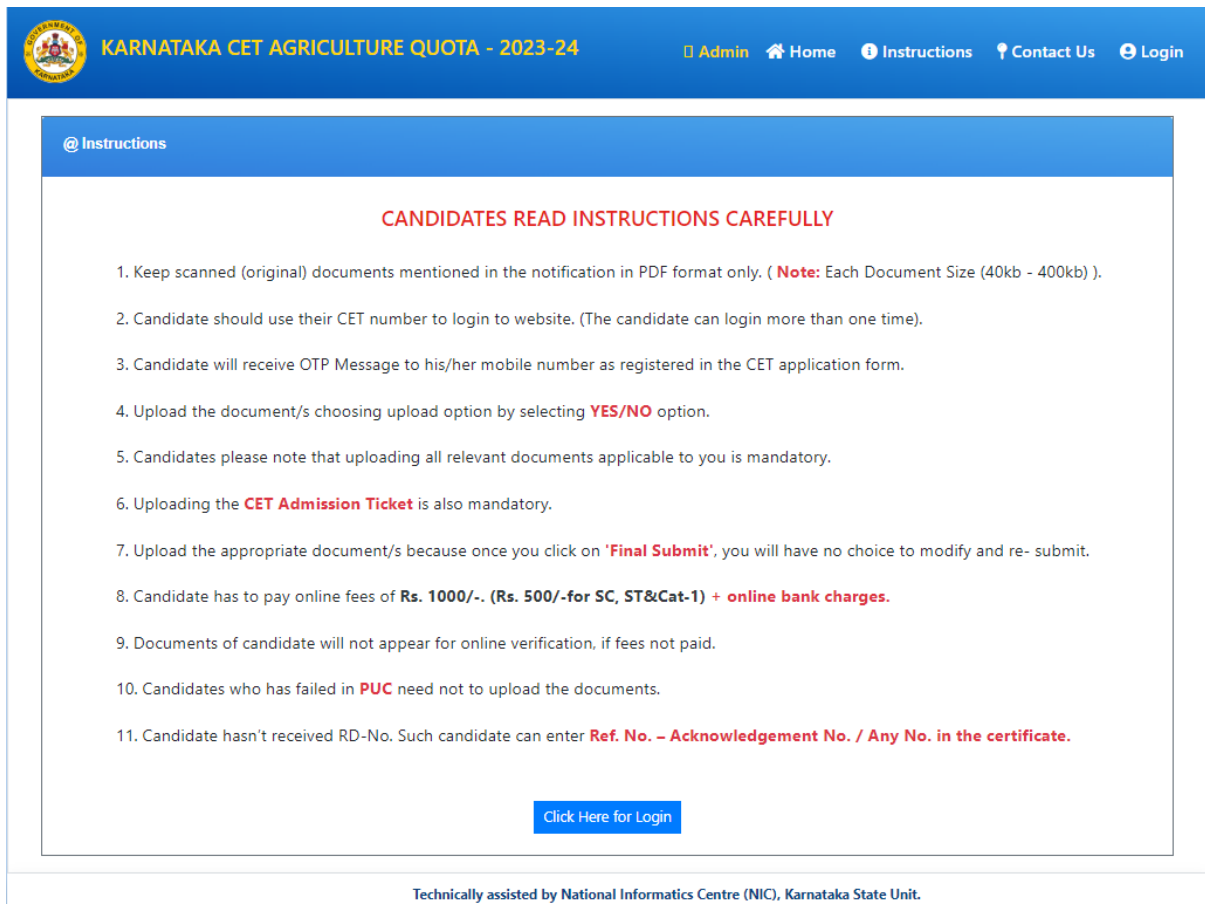
[Candidate click for Instructions](#) [Candidate click for Procedure to Upload](#) [Candidate click for Sample Certificate](#)

**Farm Universities and Veterinary University in Karnataka**

 <p>UAS - Bangalore</p>	 <p>UAS - Dharwad</p>	 <p>UHS - Bagalkot</p>
 <p>UAS - Raichur</p>	 <p>UAHS - Shivamogga</p>	 <p>KVAFSU - Bidar</p>

Technically assisted by National Informatics Centre (NIC), Karnataka State Unit.

Click on Instructions Tab to read the instructions,



The screenshot shows the website header with the logo, title "KARNATAKA CET AGRICULTURE QUOTA - 2023-24", and navigation links: Admin, Home, Instructions, Contact Us, and Login. The main content area is titled "@ Instructions" and features a red heading "CANDIDATES READ INSTRUCTIONS CAREFULLY". Below this is a list of 11 instructions for candidates. At the bottom of the instructions is a blue button labeled "Click Here for Login".

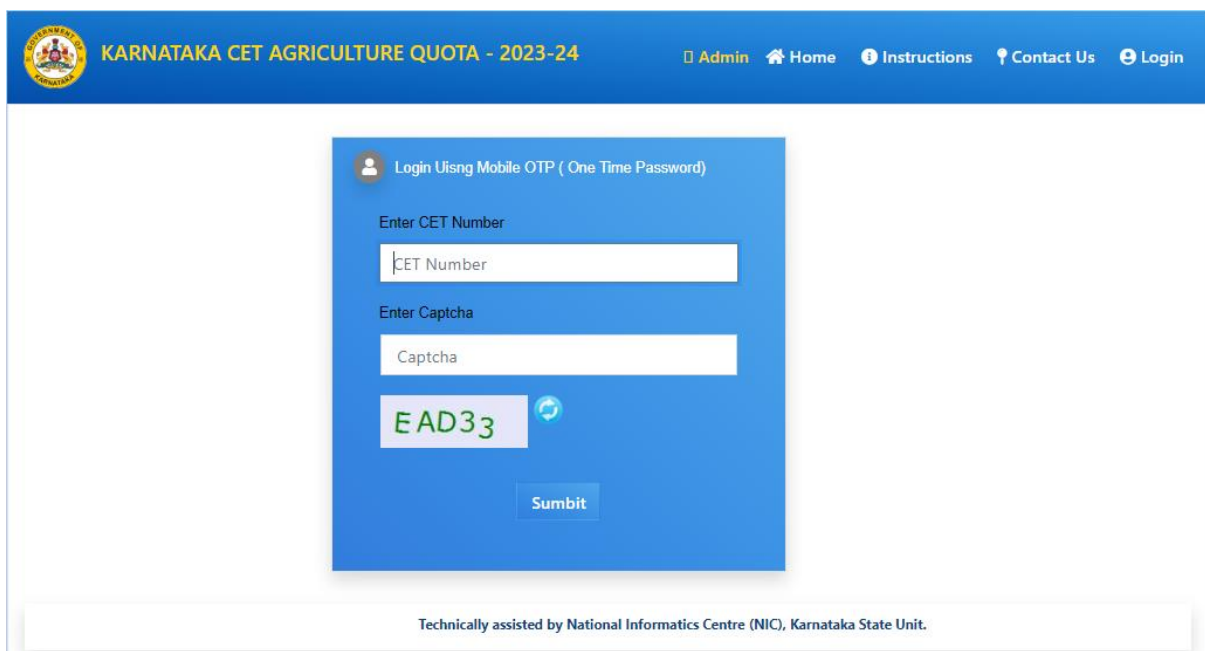
**CANDIDATES READ INSTRUCTIONS CAREFULLY**

1. Keep scanned (original) documents mentioned in the notification in PDF format only. ( **Note:** Each Document Size (40kb - 400kb) ).
2. Candidate should use their CET number to login to website. (The candidate can login more than one time).
3. Candidate will receive OTP Message to his/her mobile number as registered in the CET application form.
4. Upload the document/s choosing upload option by selecting **YES/NO** option.
5. Candidates please note that uploading all relevant documents applicable to you is mandatory.
6. Uploading the **CET Admission Ticket** is also mandatory.
7. Upload the appropriate document/s because once you click on '**Final Submit**', you will have no choice to modify and re- submit.
8. Candidate has to pay online fees of **Rs. 1000/-**. (Rs. 500/-for SC, ST&Cat-1) + **online bank charges**.
9. Documents of candidate will not appear for online verification, if fees not paid.
10. Candidates who has failed in **PUC** need not to upload the documents.
11. Candidate hasn't received RD-No. Such candidate can enter **Ref. No. – Acknowledgement No. / Any No. in the certificate**.

[Click Here for Login](#)

Technically assisted by National Informatics Centre (NIC), Karnataka State Unit.

Click on Login Tab, the below page appears. Enter your CET number & Captcha and click on submit button – OTP will be sent to Mobile number registered @CET application.




The screenshot shows the website header with the logo, title "KARNATAKA CET AGRICULTURE QUOTA - 2023-24", and navigation links: Admin, Home, Instructions, Contact Us, and Login. The main content area is titled "Login Using Mobile OTP ( One Time Password)". It contains a form with two input fields: "Enter CET Number" and "Enter Captcha". Below the "Enter Captcha" field is a captcha image showing the text "EAD33" and a refresh button. At the bottom of the form is a blue button labeled "Submit".

**Login Using Mobile OTP ( One Time Password)**

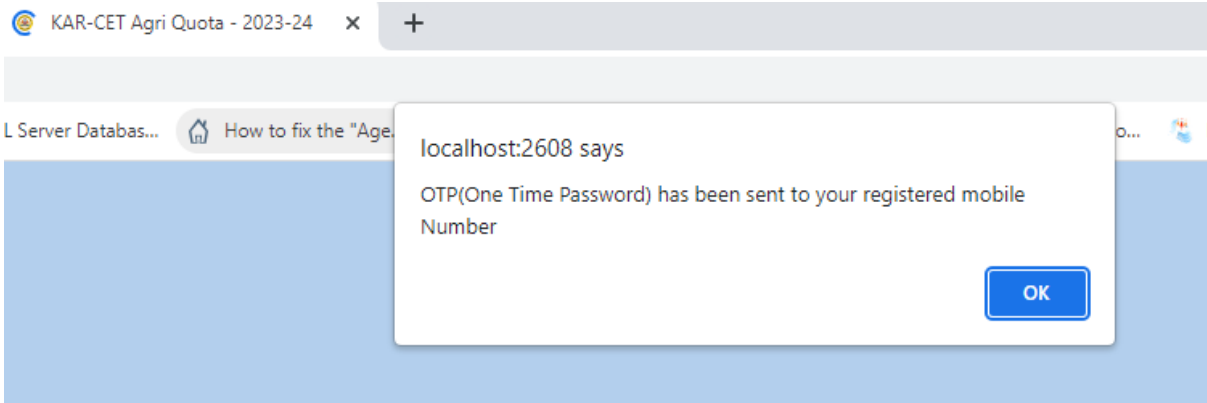
Enter CET Number

Enter Captcha

**EAD33** 

[Submit](#)

Technically assisted by National Informatics Centre (NIC), Karnataka State Unit.



**Click on ok button, the below page appears, enter the OTP received to your mobile and click on validate OTP button.**

### (-) Verify OTP ( One Time Password)

Please enter the OTP(One Time Password) sent to your **CET** registered mobile number


OTP will expire in 5 minutes

[Validate OTP](#)

If you have not receive your OTP then  
click here [Re-send](#)

[Close](#)

Page open as below with candidate details, with option to upload relevant documents,

 **KARNATAKA CET AGRICULTURE QUOTA - 2023-24** [Logout](#)

App.No	<div style="border: 1px solid green; width: 150px; height: 60px;"></div>	CET Number	<div style="border: 1px solid green; width: 120px; height: 50px;"></div>
DOB			
Father Name			
Category			
Centre			
Mother Name			
Income			

**Upload Documents**

1. CET admission Ticket \*  Yes  No

CET Admission Ticket  No file chosen   
(pdf of size - greater than 40kb & less than 400kb)

2. Agriculturist / Manual Labour in Agricultural Activities: CERTIFICATE  Yes  No

Agriculturist

RD Number    
 No file chosen  
(pdf of size - greater than 40kb & less than 400kb)

3. VAMSHA VRUKSHA  Yes  No

VAMSHAVRUKSHA

RD Number    
 No file chosen  
(pdf of size - greater than 40kb & less than 400kb)

4. Income Certificate  Yes  No

Income Certificate

RD Number    
 No file chosen  
(pdf of size - greater than 40kb & less than 400kb)

5. AFFIDAVIT-1 (Agriculture is the only source of income. First party will be candidate & second party will be the respective University)  Yes  No

AFFIDAVIT  No file chosen   
(pdf of size - greater than 40kb & less than 400kb)

6. SALARY CERTIFICATE (if salaried)  Yes  No

SALARY CERTIFICATE

RD Number / Ref. No    
 No file chosen  
(pdf of size - greater than 40kb & less than 400kb)

7. INCOME DETAILS FROM BUSINESS: CERTIFICATE (if associated with any business)  Yes  No

INCOME DETAILS FROM BUSINESS

RD Number / Ref. No    
 No file chosen  
(pdf of size - greater than 40kb & less than 400kb)

8. AFFIDAVIT-2: (Consolidated income [Agriculture + (salary or Business)]. First party will be candidate & second party will be the respective University)  Yes  No

AFFIDAVIT - 2  No file chosen   
(pdf of size - greater than 40kb & less than 400kb)

Technically assisted by National Informatics Centre (NIC), Karnataka State Unit.

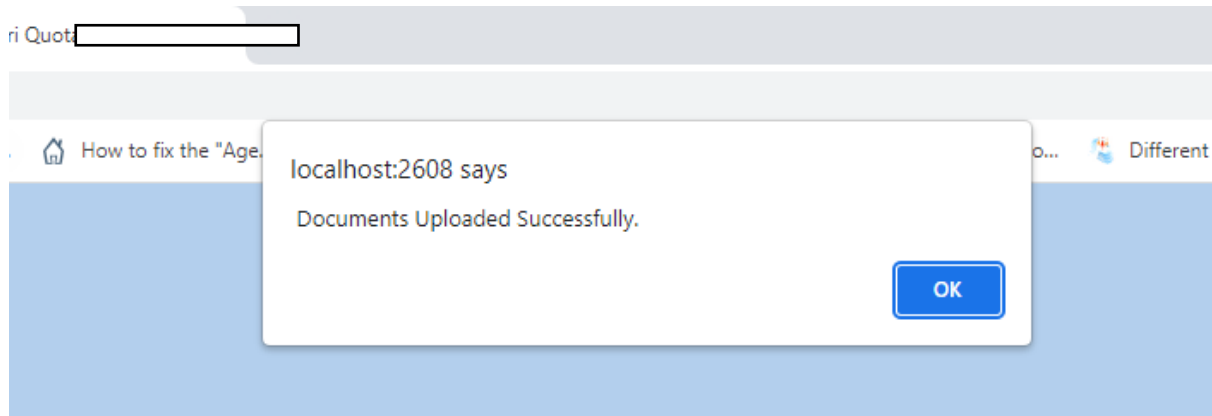
Click on **Yes** button to upload the document. In case you have uploaded **wrong document** click on **No** button it will delete the file,

To re-upload click on Yes button, then **browse** the document and click **upload** button

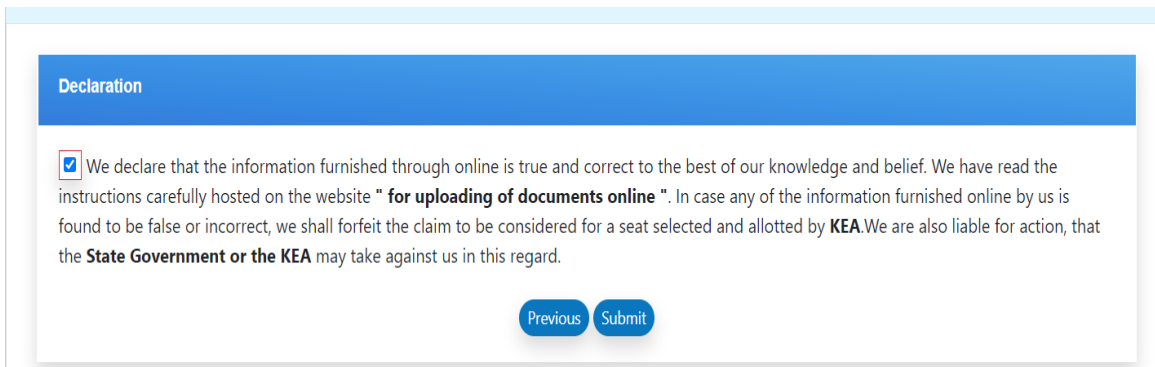
If **Green Tick** appears document is uploaded (You can cross check the uploaded document by clicking the **Green Tick** mark)

After uploading relevant documents click on **submit** button

The below confirm message appears, click on **ok** button.



Click on declaration after reading and click on **submit** button



The below preview page appears showing list of documents uploaded, If the list is corrected click on **final submit** (**once final submit no further changes will be allowed**), If any changes need to be done click on **close** button.

Application Preview

Close Final Submit

KAR-CET Agri Quota - 2023-24

1. APP No		23UGEEA406
3. Name of the Candidate		M NARASIMHA MURTHY
5. Name of the Mother		University of Agricultural Sciences, Bangalore
7. Date of Birth (dd/mm/yyyy)		Catery-3B
9. Annual Income	70000.	10. Contact Mobile No.
		7708877165

Documents Uploaded

1. CET admission Ticket	Yes	2. Agriculturist	Yes
3. VAMSHAVRUKSHA	Yes	4. Agriculture Income Certificate	Yes
5. AFFIDAVIT-1	Yes	6. SALARY CERTIFICATE	Yes
7. INCOME DETAILS	Yes	8. AFFIDAVIT-2	Yes

Once final submission is done, applicant cannot edit his details. Please make sure details entered is correct, if not please go back to the respective tabs and edit.

After clicking **close** button, you will get declaration page,

Declaration

We declare that the information furnished through online is true and correct to the best of our knowledge and belief. We have read the instructions carefully hosted on the website " for uploading of documents online ". In case any of the information furnished online by us is found to be false or incorrect, we shall forfeit the claim to be considered for a seat selected and allotted by KEA. We are also liable for action, that the State Government or the KEA may take against us in this regard.

Previous Submit

Click on **Previous** button, it will redirect to document upload page. Do the necessary changes and click on **final Submit** button, payment page will appear

@ Payment

CET Number	<input type="text"/>
Fee details	<b>Rs. 1000 /- One Thousand Only</b>
<b>Pay Now</b>	

Technically assisted by National Informatics Centre (NIC), Karnataka State Unit.

Click on **Pay Now** button you will be redirected to payment page for online transaction, Select the appropriate payment mode to complete the transaction.

After successful payment the below page appears

Click on print button to take print .Log in again to download the uploaded status

Click on **view** button- and download the copy of documents uploaded.