

# Procedure to Upload Certificates for CET Agri. Quota Candidates

Candidate Click on the Link provided in respective Karnataka Farm Universities \ Veterinary and KEA websites.

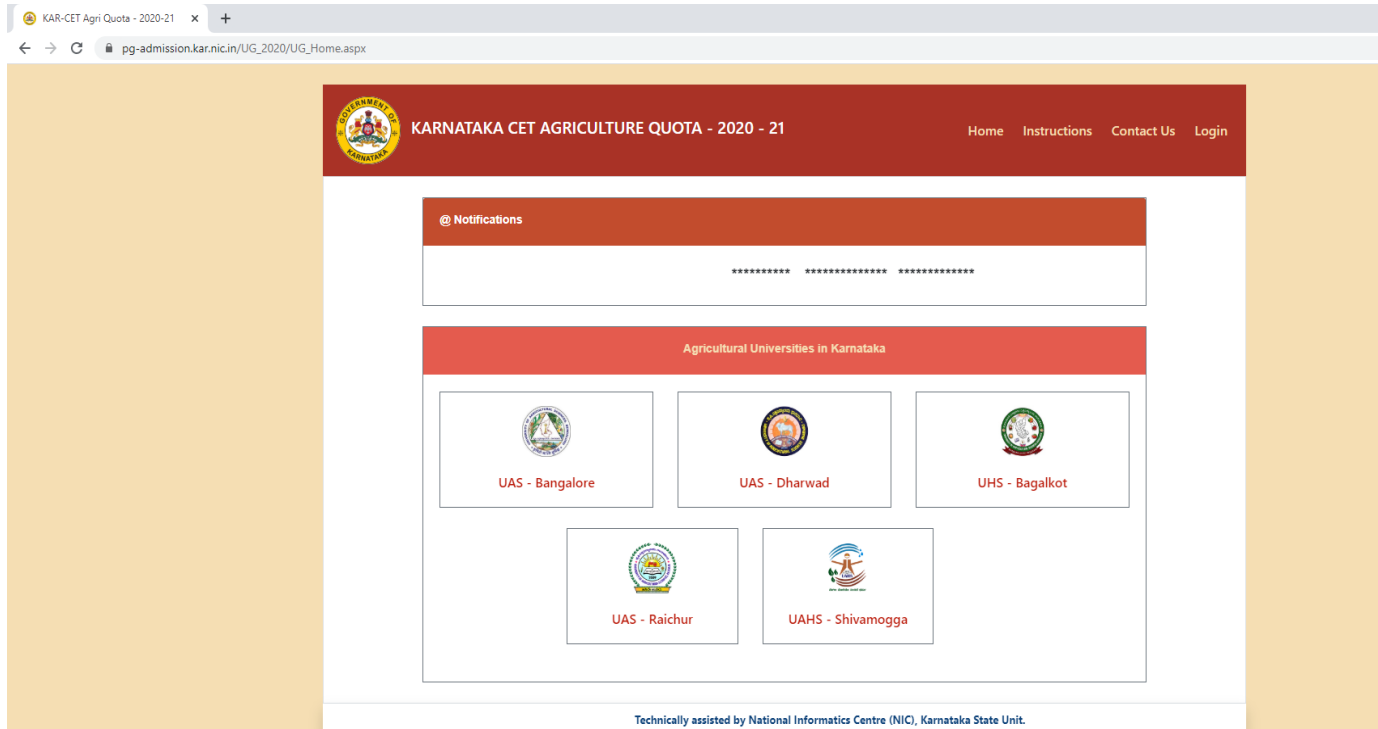
The below page appears with Following tabs

Home

Instructions

ContactUs

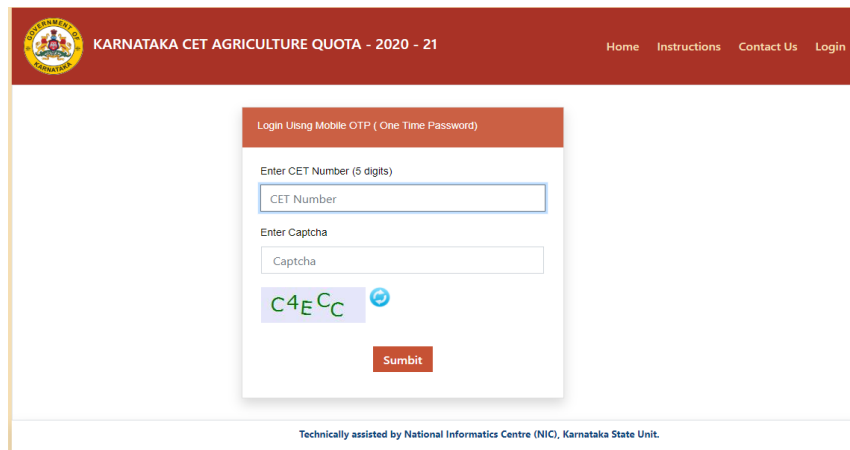
Login



The screenshot shows a web browser window with the URL `pg-admission.kar.nic.in/UG_2020/UG_Home.aspx`. The page features a dark red header with the Karnataka State Emblem and the text "KARNATAKA CET AGRICULTURE QUOTA - 2020 - 21". Navigation links for "Home", "Instructions", "Contact Us", and "Login" are present in the top right. Below the header is a white notification box with the text "@ Notifications" and a redacted area. The main content area is titled "Agricultural Universities in Karnataka" and contains five boxes, each with a university logo and name: "UAS - Bangalore", "UAS - Dharwad", "UAS - Raichur", "UHS - Bagalkot", and "UAHS - Shivamogga". The footer states "Technically assisted by National Informatics Centre (NIC), Karnataka State Unit."

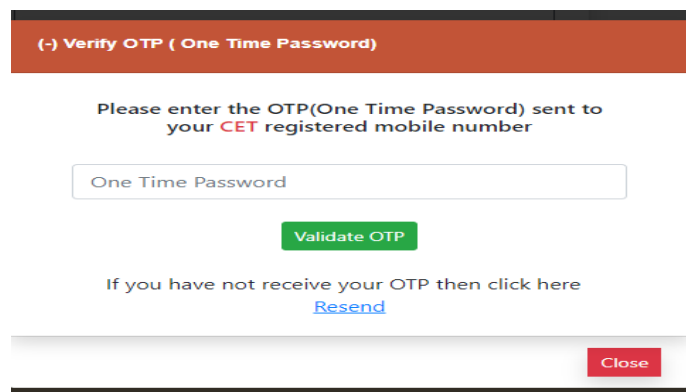
### Step 1:

1. Candidates go through Instruction in the Instruction page by clicking on Instruction Tab.
2. Keep all your certificates ready in the size mentioned in the instructions.
3. Click on **Login** tab below page appears.
4. Enter your CET Number and Captcha. You will receive OTP




The Below Page appears to enter OTP. Candidate will receive OTP Message to his/her mobile number as registered in the CET application.

In case you don't receive OTP click on resend OTP. Enter received OTP and click on validate OTP



## Step 2:

The page with candidate details appears once you click on validate OTP as shown below.

**KARNATAKA CET AGRICULTURE QUOTA - 2020 - 21**[Logout](#)

App.No	: [ ]	CET Number	: [ ]
DOB	: 18/04/2003	Candidate Name	: Raju
Father Name	: Rajappa	Mother Name	: Rajamma
Category	: Scheduled Caste	Income	: 15000
Mobile Number	: [ ]	Centre	: College of Agriculture, Hassan

**Upload Documents**

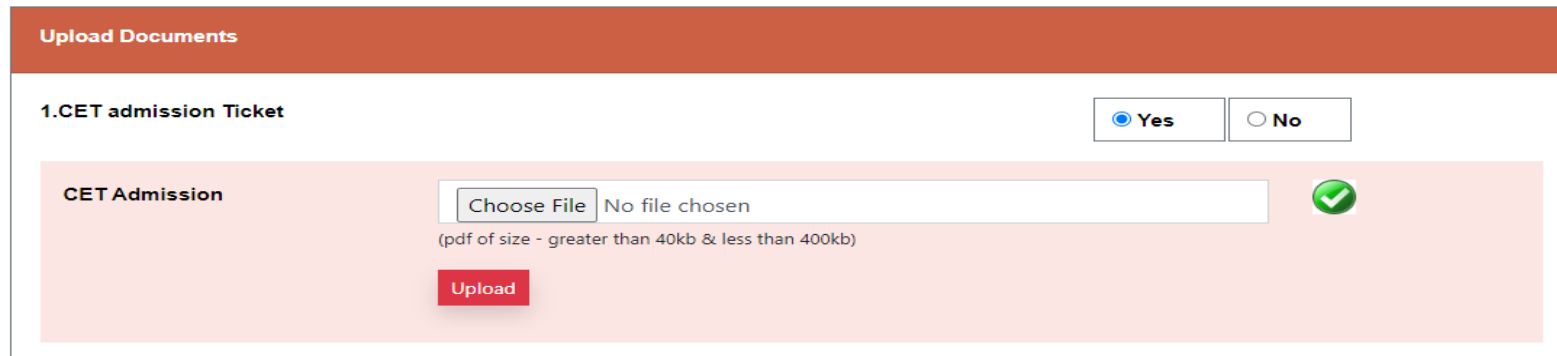
1.CET admission Ticket	<input type="radio"/> Yes <input checked="" type="radio"/> No
2.Agriculturist/Manual Labour in Agricultural Activities: CERTIFICATE-3 (Vamsha vruksha in cases of undivided family)	<input type="radio"/> Yes <input checked="" type="radio"/> No
3.Agriculture Income Certificate	<input type="radio"/> Yes <input checked="" type="radio"/> No
4.SALARY CERTIFICATE-4(if salaried)	<input type="radio"/> Yes <input checked="" type="radio"/> No
5.INCOME DETAILS FROM BUSINESS: CERTIFICATE-5(if associated with any business)	<input type="radio"/> Yes <input checked="" type="radio"/> No
AFFIDAVIT: (only for consolidated income of 1c, 1d and 1e as above. First party will be candidate & second party will be the respective University)	<input type="radio"/> Yes <input checked="" type="radio"/> No

### Step 3:

1. Upload respective documents by first selecting YES option.
2. Uploading of CET Admit card is mandatory
3. Click on chose file option to select the pdf. Then click on Upload option.
4. Once you upload file pdf gets saved.
5. In case **logout happens don't panic**. You can log in again.


1.CET admission Ticket	<input checked="" type="radio"/> Yes <input type="radio"/> No
<p>CET Admission</p> <p><input type="button" value="Choose File"/> No file chosen</p> <p>(pdf of size - greater than 40kb &amp; less than 400kb)</p> <p><input type="button" value="Upload"/></p>	
2.Agriculturist/Manual Labour in Agricultural Activities: CERTIFICATE-3 (Vamsha vruksha in cases of undivided family)	<input type="radio"/> Yes <input checked="" type="radio"/> No
3.Agriculture Income Certificate	<input type="radio"/> Yes <input checked="" type="radio"/> No
4.SALARY CERTIFICATE-4(if salaried)	<input type="radio"/> Yes <input checked="" type="radio"/> No
5.INCOME DETAILS FROM BUSINESS: CERTIFICATE-5(if associated with any business)	<input type="radio"/> Yes <input checked="" type="radio"/> No
AFFIDAVIT: (only for consolidated income of 1c, 1d and 1e as above. First party will be candidate & second party will be the respective University)	<input type="radio"/> Yes <input checked="" type="radio"/> No

After clicking on upload button you will get the below screen with **green tick mark** (PDF uploaded and saved).



**Upload Documents**


**1.CET admission Ticket**  Yes  No

**CET Admission**  No file chosen   
(pdf of size - greater than 40kb & less than 400kb)


IF you click on green tick you can view your document.

Similarly select on the respective documents and follow the same procedure. Enter **RD number/any reference number** for other certificates.


By clicking on upload, document and **RD number/Reference Number** gets saved, shown in below screen



**1.CET admission Ticket**  Yes  No

**CET Admission**  No file chosen   
(pdf of size - greater than 40kb & less than 400kb)

**2.Agriculturist/Manual Labour in Agricultural Activities: CERTIFICATE-3 (Vamsha vruksha in cases of undivided family)**  Yes  No

**Agriculturist** RD896452301   
 No file chosen  
(pdf of size - greater than 40kb & less than 400kb)

#### Step 4:

After uploading of necessary documents.

Click on declaration and then click final submit.

Note: After clicking on **Final submit you cannot upload or do any changes**

3.Agriculture Income Certificate  Yes  No

4.SALARY CERTIFICATE-4(if salaried)  Yes  No

5.INCOME DETAILS FROM BUSINESS: CERTIFICATE-5(if associated with any business)  Yes  No

**INCOME DETAILS**

RD Number / Ref. No

No file chosen

(pdf of size - greater than 40kb & less than 400kb)

**AFFIDAVIT: (only for consolidated income of 1c, 1d and 1e as above. First party will be candidate & second party will be the respective University)**  Yes  No

We declare that the information furnished through online is true and correct to the best of our knowledge and belief. We have read the instructions carefully hosted on the website " **for uploading of documents online** ". In case any of the information furnished online by us is found to be false or incorrect, we shall forfeit the claim to be considered for a seat selected and allotted by **KEA**. We are also liable for action, that the **State Government or the KEA** may take against us in this regard.

**Step 5:** Fee payment page appears after you click on final submit button.

App.No	:	<input type="text"/>	CET Number	:	<input type="text"/>
DOB	:	<input type="text"/>	Candidate Name	:	<input type="text"/>
Father Name	:	<input type="text"/>	Mother Name	:	<input type="text"/>
Category	:	<input type="text"/>	Income	:	<input type="text"/>
Mobile Number	:	<input type="text"/>	Centre	:	<input type="text"/>

**@ Payment**

CET Number	<input type="text"/>
Fee details	<input type="text"/>
<input type="button" value="Pay Now"/>	

**Step 6:** Click on Pay Now. It will redirect to payment page as below, Selecting on the necessary payment option you can pay fees and **download the receipt.**

The screenshot shows the ATOM payment gateway interface. On the left is a blue sidebar with 'PAYMENT MODE' options: Saved Card, Credit Card, Debit Card (highlighted), Debit Card with ATM PIN, Net Banking, and UPI. The main area is titled 'Debit Card' and contains fields for Debit Card Number (with month/year dropdowns and CVV), Name On Card, Bank Name, and a 'Save card for future use' checkbox. Below are 'Billing Details' fields for Mobile Number and Email Id. At the bottom are 'Cancel' and 'Pay Now' buttons. On the right, a grey box shows 'Amount Payable' for the 'UNIVERSITY OF AGRICULTURAL SCIENCES BANGALOR' with a Transaction Id field. A summary table shows 'Amount:' (₹), 'Processing Fee: 0', and 'GST: 0'. A disclaimer states '\* Processing Fee & GST are non refundable.' At the bottom, there is a link to 'Terms & Conditions' and a row of security logos including Visa, MasterCard, American Express, SafeKey, VisaCard, Mastercard, Diners Clubs International, RuPay, Maestro, PCI BSS, QRC, and a 2019 award logo.

By clicking Pay Now you are agreeing to [Terms & Conditions](#)

